

Nome do aluno

Nº

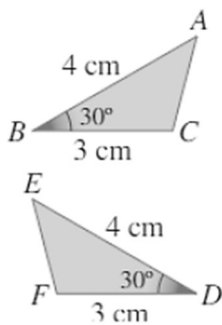
Data

/ / 20

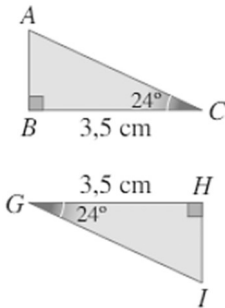
AVALIAR CONHECIMENTOS

1. Utiliza um dos critérios (LLL, LAL ou ALA) para justificar que os triângulos de cada alínea são iguais.

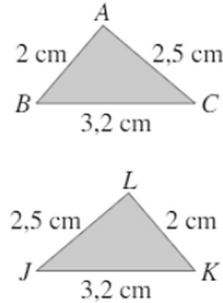
1.1.



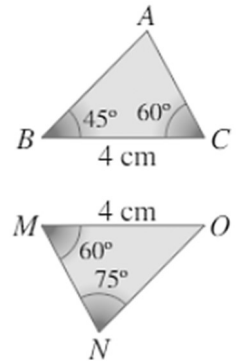
1.2.



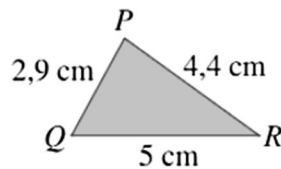
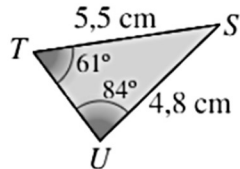
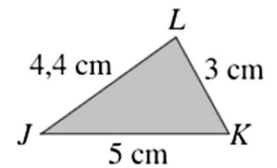
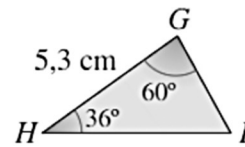
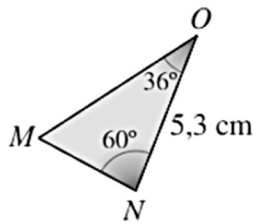
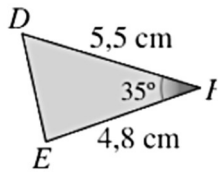
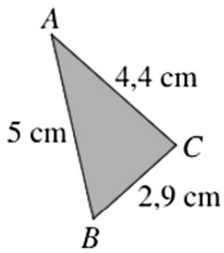
1.3.



1.4.



2. Identifica, justificando, os triângulos que são iguais.



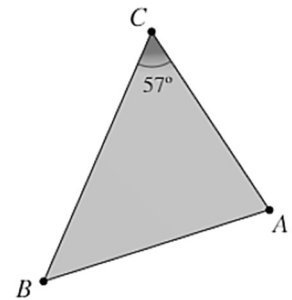
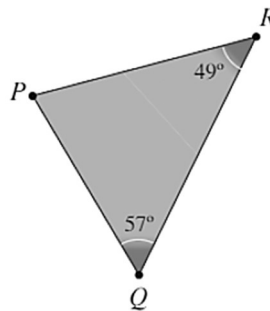
3. Os triângulos [PQR] e [ABC] da figura são iguais. O lado [BC] do triângulo [ABC] corresponde ao lado [RQ] do triângulo [PQR].

3.1. Determina a amplitude do ângulo QPR.

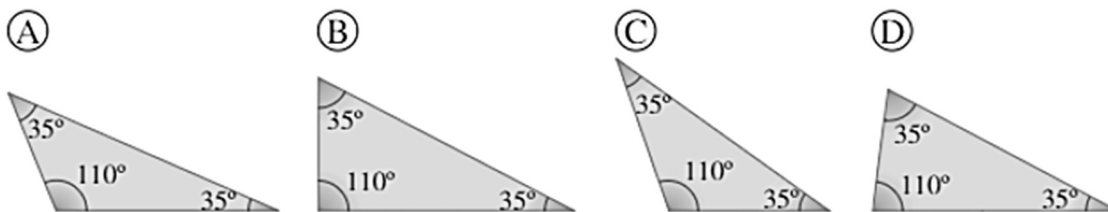
3.2. Justifica que o lado [BC] é o maior lado do triângulo [ABC].

3.3. Qual é o lado do triângulo [ABC] que corresponde ao lado [QR]?

3.4. Justifica que $\overline{PR} = \overline{AB}$.



4. Apenas um dos quatro triângulos seguintes tem as amplitudes dos seus ângulos corretamente indicadas. Indica, justificando, qual é.



5. Utilizando os instrumentos necessários, constrói os triângulos seguintes:

5.1. $\Delta[ABC]: \overline{AB} = 5 \text{ cm}; \hat{A} = 75^\circ; \overline{AC} = 4 \text{ cm}$

5.2. $\Delta[GHI]: \overline{GH} = 6,5 \text{ cm}; \hat{H} = 45^\circ; \overline{HI} = 4 \text{ cm}$

5.3. $\Delta[DEF]: \overline{DE} = 5 \text{ cm}; \overline{DF} = 7 \text{ cm}; \overline{EF} = 7 \text{ cm}$

5.4. $\Delta[JKI]: \overline{JK} = 5,5 \text{ cm}; \hat{J} = 50^\circ; \hat{K} = 40^\circ$

6. Observa os comprimentos que se indicam para os lados do triângulo $[JLM]$.

(A) $\overline{JL} = 4 \text{ cm}; \overline{LM} = 10 \text{ cm}; \overline{JM} = 5 \text{ cm}$

(B) $\overline{JL} = 3 \text{ cm}; \overline{LM} = 9 \text{ cm}; \overline{JM} = 6 \text{ cm}$

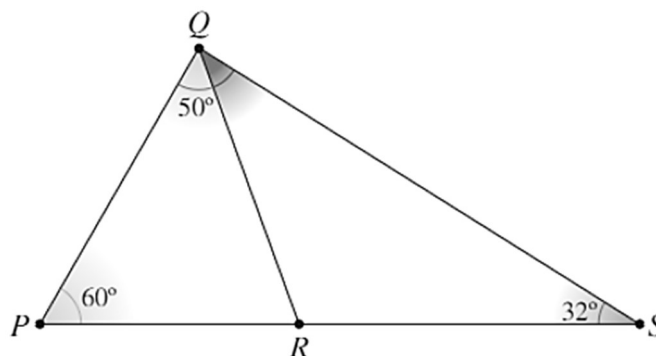
(C) $\overline{JL} = 5 \text{ cm}; \overline{LM} = 7 \text{ cm}; \overline{JM} = 4 \text{ cm}$

Refere, sem efetuares a construção em que caso é possível construir o triângulo. Justifica a tua resposta.

7. Determina, nos triângulos seguintes, a amplitude dos ângulos assinalados com letras.



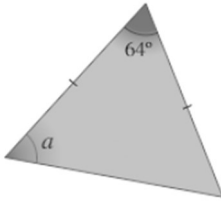
8. Na figura seguinte estão representados os triângulos $[PQR]$ e $[RQS]$.



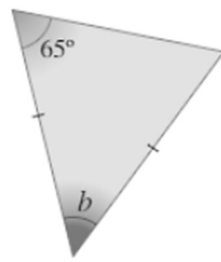
Determina a amplitude do ângulo RQS . Mostra como chegaste à tua resposta.

9. Determina a amplitude do ângulo assinalado por uma letra em cada uma das figuras seguintes.

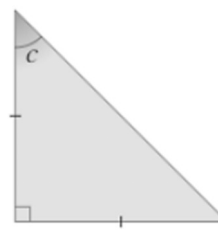
9.1.



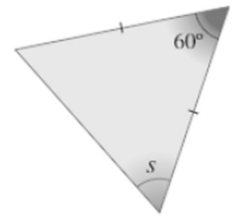
9.2.



9.3.



9.4.



10. Considera o paralelogramo $[ABCD]$ representado na figura ao lado,

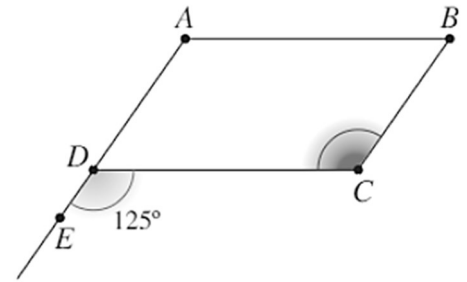
10.1. Mostra que $B\hat{C}D = 125^\circ$.

10.2. Determina a amplitude dos ângulos:

10.2.1. ADC

10.2.2. BAD

10.2.3. ABC



11. O polígono $[HIJG]$ da figura é um paralelogramo.

11.1. Indica um par de ângulos:

11.1.1. Verticalmente opostos;

11.1.2. Alternos internos;

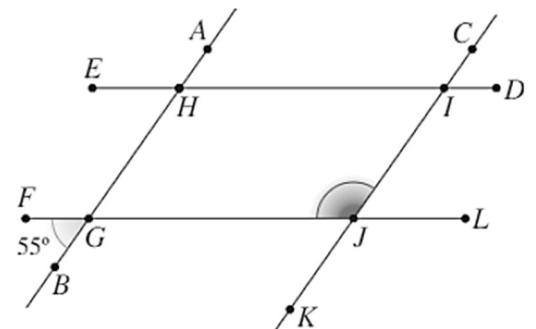
11.1.3. De lados diretamente paralelos;

11.1.4. De lados inversamente paralelos.

11.2. Indica a amplitude dos seguintes ângulos:

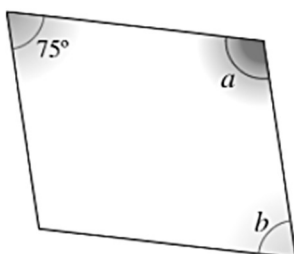
11.2.1. FGH

11.2.2. HIJ

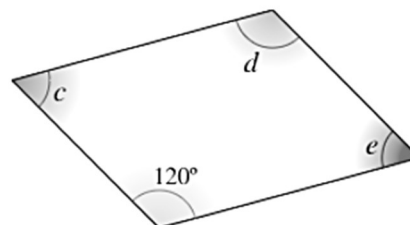


12. Determina os ângulos assinalados em cada um dos paralelogramos da figura seguinte.

(A)



(B)



(C)

