




Nome: _____

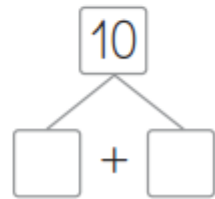
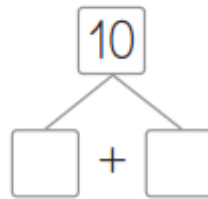
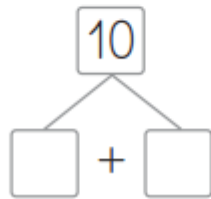
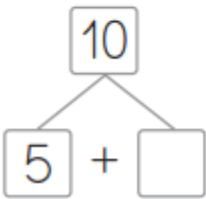
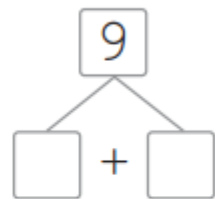
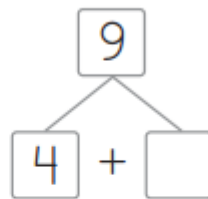
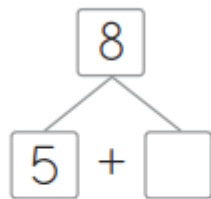
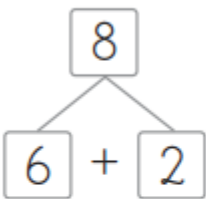
Data: ___/___/___

1. Ordena os números por ordem decrescente.



_____ < _____ < _____ < _____ < _____ < _____




2. Observa e completa.



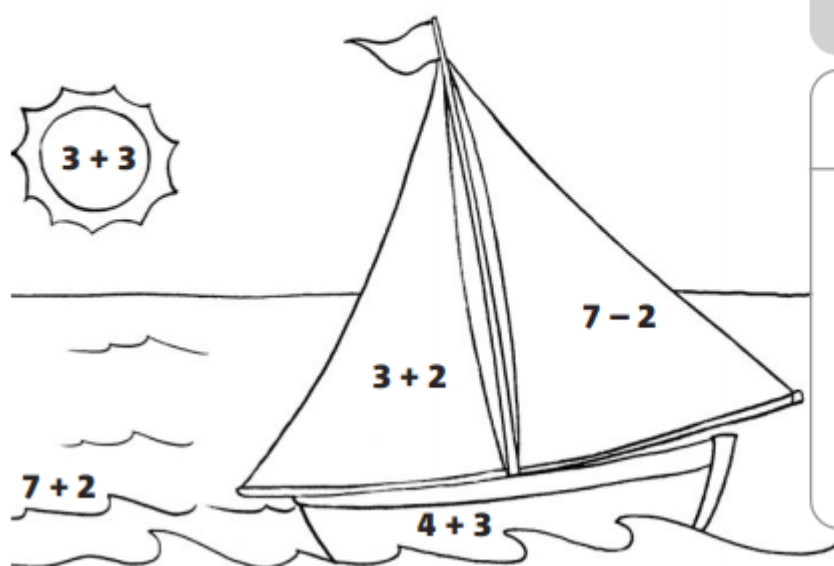
3. Pinta 10 contas no colar de contas.



4. Completa os cartões do 10.



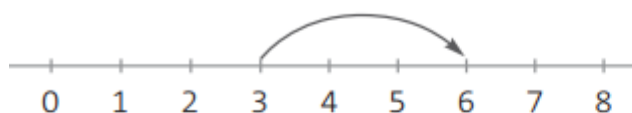
5. Pinta a gravura de acordo com os resultados das operações e as cores indicadas pelo código.



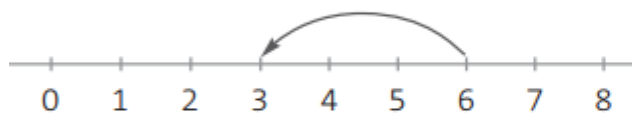
Código:

resultado	cor
5	verde
6	amarelo
7	vermelho
9	azul

6. Completa de acordo com os exemplos.



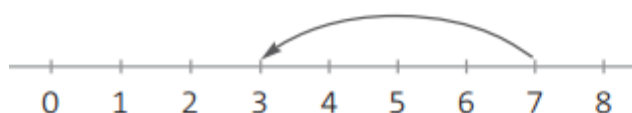
$$\boxed{3} + \boxed{3} = \boxed{6}$$



$$\boxed{6} - \boxed{3} = \boxed{3}$$

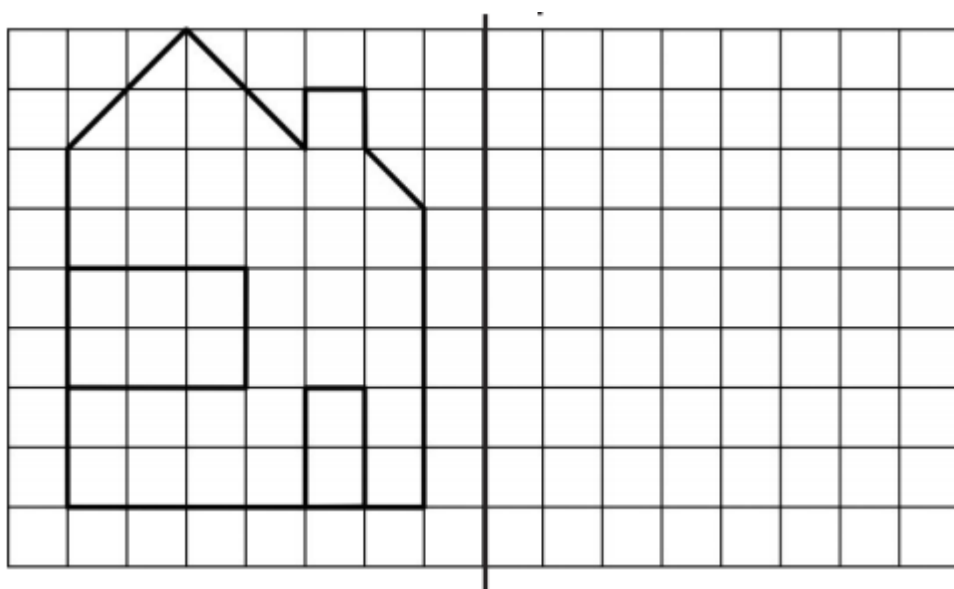
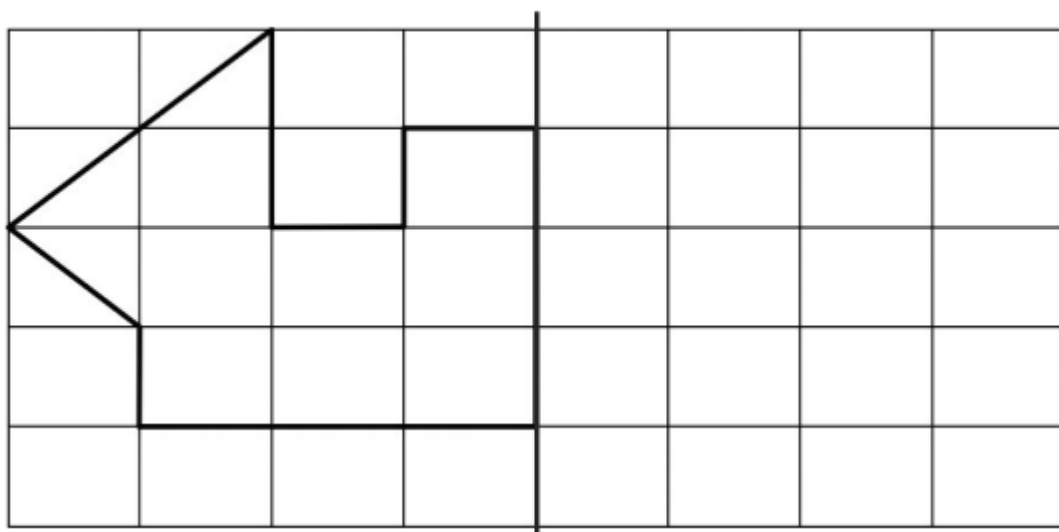


$$\boxed{} \bigcirc \boxed{} = \boxed{}$$



$$\boxed{} \bigcirc \boxed{} = \boxed{}$$

7. Completa as simetrias de reflexão.



8. Assinala com **X** os resultados das operações.

	1	2	3	4	5	6	7	8	9
$3 + 2$					X				
$9 - 3$									
$8 - 5$									
$4 + 3$									
$7 - 6$									

9. No ninho estavam 7 passarinhos, mas voaram 2. Quantos ficaram?

$$\square \circ \square = \square$$



Resposta: Ficaram _____ passarinhos.


10. O Afonso tinha 2 berlindes. Na sua festa de aniversário recebeu 8 berlindes. Com quantos berlindes ficou?

$$\square \circ \square = \square$$

Resposta: O Afonso ficou com _____ berlindes.

- O Afonso ficou tão contente que resolveu, de imediato, oferecer 4 berlindes ao seu irmão para brincar com ele. Com quantos berlindes acabou por ficar o Afonso?

$$\square \circ \square = \square$$



Resposta: O Afonso acabou por ficar com ____ berlindes.