



Nome: _____

Data: ___/___/___

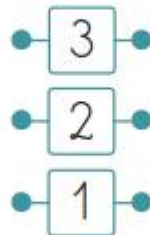
1. Cobre e completa.

3	3	3	3	3	3	3	3	3	3	3	3	3	3	3	3	3
3	3															

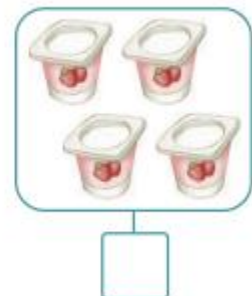
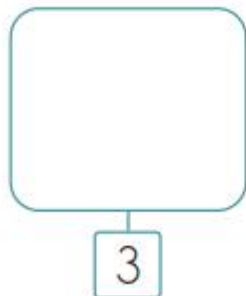
2. Pinta 3 contas no colar de contas.



3. Liga correctamente.



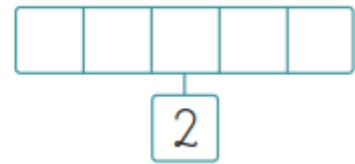
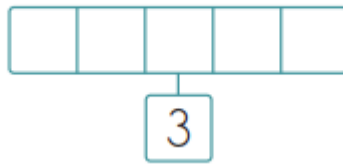
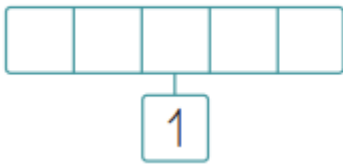
4. Completa com o número ou com desenhos dos elementos.




5. Completa a sequência.

•	••	•••	•													
1	2	3	1													

6. Pinta nas barras o número de quadrados indicado.



7. Desenha, nas jarras, as quantidades de flores indicadas.



8. Observa e conta.



Número de:

	=	<input type="text"/>
	=	<input type="text"/>
	=	<input type="text"/>

9. Escreve os números representados por cada ábaco.

