

NOME: \_\_\_\_\_ DATA: \_\_\_\_\_

## SÓLIDOS GEOMÉTRICOS (II)

- 1 Escolhe uma cor para cada tipo de sólidos e pinta as etiquetas.  
Circunda as representações dos sólidos de cada tipo com uma linha da cor da etiqueta respetiva.


Prismas

Pirâmides

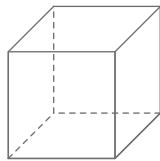
Esferas

Cilindros e cones

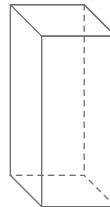
A



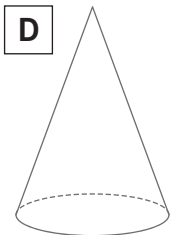
B



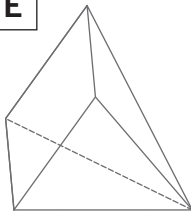
C




D



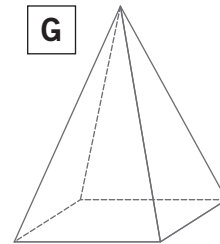
E



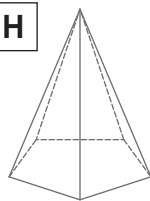
F



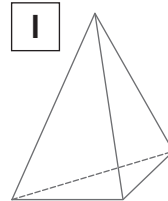
G




H



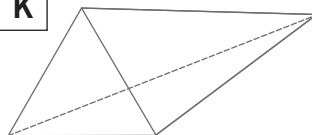
I




J



K



L



- 2 Completa as frases com as palavras da lista ao lado.

- Os \_\_\_\_\_ e os \_\_\_\_\_ têm superfícies planas e superfícies curvas.
- As \_\_\_\_\_ só têm superfícies curvas.
- As \_\_\_\_\_ e os \_\_\_\_\_ só têm superfícies planas.
- As faces laterais das \_\_\_\_\_ são triangulares.
- Os \_\_\_\_\_ têm as faces laterais retangulares.

prismas  
pirâmides  
cones  
esferas  
cilindros