
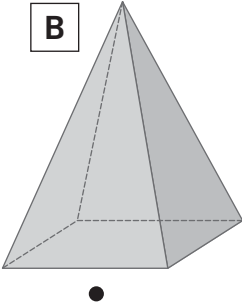

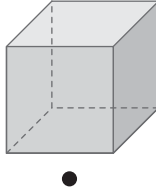








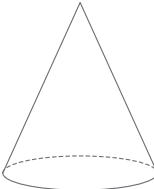




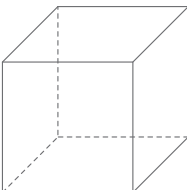









NOME: _____ DATA: _____

SÓLIDOS GEOMÉTRICOS (I)

- 1 Liga cada sólido geométrico representado à etiqueta com o seu nome. Pinta ambos da mesma cor.

A	B	C	D	E
				
•	•	•	•	•
•	•	•	•	•
Pirâmide	Esfera	Cilindro	Cubo	Prisma

- 2 Escreve o nome de cada um dos sólidos apresentados. Em cada caso, circunda os objetos que têm aproximadamente a mesma forma.

<p>a)</p> <div style="display: flex; align-items: center; margin-bottom: 10px;">  _____ </div> <div style="display: flex; justify-content: space-around; margin-top: 10px;">     </div>	<p>c)</p> <div style="display: flex; align-items: center; margin-bottom: 10px;">  _____ </div> <div style="display: flex; justify-content: space-around; margin-top: 10px;">     </div>
<p>b)</p> <div style="display: flex; align-items: center; margin-bottom: 10px;">  _____ </div> <div style="display: flex; justify-content: space-around; margin-top: 10px;">     </div>	<p>d)</p> <div style="display: flex; align-items: center; margin-bottom: 10px;">  _____ </div> <div style="display: flex; justify-content: space-around; margin-top: 10px;">     </div>