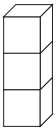



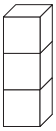
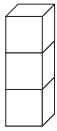
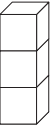

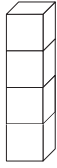
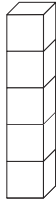

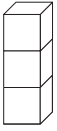


NOME: _____ DATA: _____

SÍMBOLOS <, > E =

1 Observa e completa com os símbolos >, < ou =, como no exemplo.

  <div style="display: flex; justify-content: space-around; width: 100%;"> <div style="border: 1px solid black; padding: 5px; width: 40px; text-align: center;">3</div> <div style="font-size: 2em;">></div> <div style="border: 1px solid black; padding: 5px; width: 40px; text-align: center;">2</div> </div>	 <div style="border: 1px solid black; padding: 5px; width: 40px; text-align: center;">1</div> <div style="display: inline-block; width: 40px; border-bottom: 1px solid black; margin: 0 10px;"></div>  <div style="border: 1px solid black; padding: 5px; width: 40px; text-align: center;">2</div>	 <div style="border: 1px solid black; padding: 5px; width: 40px; text-align: center;">3</div> <div style="display: inline-block; width: 40px; border-bottom: 1px solid black; margin: 0 10px;"></div>  <div style="border: 1px solid black; padding: 5px; width: 40px; text-align: center;">3</div>
 <div style="border: 1px solid black; padding: 5px; width: 40px; height: 20px;"></div> <div style="display: inline-block; width: 40px; border-bottom: 1px solid black; margin: 0 10px;"></div>  <div style="border: 1px solid black; padding: 5px; width: 40px; height: 20px;"></div>	 <div style="border: 1px solid black; padding: 5px; width: 40px; height: 20px;"></div> <div style="display: inline-block; width: 40px; border-bottom: 1px solid black; margin: 0 10px;"></div>  <div style="border: 1px solid black; padding: 5px; width: 40px; height: 20px;"></div>	 <div style="border: 1px solid black; padding: 5px; width: 40px; height: 20px;"></div> <div style="display: inline-block; width: 40px; border-bottom: 1px solid black; margin: 0 10px;"></div>  <div style="border: 1px solid black; padding: 5px; width: 40px; height: 20px;"></div>

2 Compara usando os símbolos >, < ou =.

<div style="border: 1px solid black; padding: 5px; width: 40px; text-align: center;">2</div> <div style="display: inline-block; width: 40px; border-bottom: 1px solid black; margin: 0 10px;"></div> <div style="border: 1px solid black; padding: 5px; width: 40px; text-align: center;">1</div>	<div style="border: 1px solid black; padding: 5px; width: 40px; text-align: center;">3</div> <div style="display: inline-block; width: 40px; border-bottom: 1px solid black; margin: 0 10px;"></div> <div style="border: 1px solid black; padding: 5px; width: 40px; text-align: center;">4</div>	<div style="border: 1px solid black; padding: 5px; width: 40px; text-align: center;">2</div> <div style="display: inline-block; width: 40px; border-bottom: 1px solid black; margin: 0 10px;"></div> <div style="border: 1px solid black; padding: 5px; width: 40px; text-align: center;">2</div>
<div style="border: 1px solid black; padding: 5px; width: 40px; text-align: center;">5</div> <div style="display: inline-block; width: 40px; border-bottom: 1px solid black; margin: 0 10px;"></div> <div style="border: 1px solid black; padding: 5px; width: 40px; text-align: center;">4</div>	<div style="border: 1px solid black; padding: 5px; width: 40px; text-align: center;">4</div> <div style="display: inline-block; width: 40px; border-bottom: 1px solid black; margin: 0 10px;"></div> <div style="border: 1px solid black; padding: 5px; width: 40px; text-align: center;">2</div>	<div style="border: 1px solid black; padding: 5px; width: 40px; text-align: center;">3</div> <div style="display: inline-block; width: 40px; border-bottom: 1px solid black; margin: 0 10px;"></div> <div style="border: 1px solid black; padding: 5px; width: 40px; text-align: center;">5</div>

3 Completa as sequências por:

- ordem **crescente**;

1

<

2

<

4

- ordem **decrescente**.

5

>>

1